



• OFFICE CHAIRS • COMMERCIAL OFFICE FURNITURE • STOOLS • PARTITIONS •

# PRICELIST

Volume 14 Issue 1

Make sure you have the satisfaction of knowing that you have chosen the finest and most modern products available.

Our range of products are designed for ergonomic comfort, enduring quality, and beauty, while representing great value.

A diverse range of quality products and a dedication to service has earned us a reputation second to none.



VEGAS YS0207H

# EXECUTIVE CHAIRS

**YS0202  
TORONTO**  
Mesh Back & Fabric seat  
Black, Burgundy



**\$\$\$\$**

**YS0203  
DENMARK**  
Mesh Back & Fabric seat  
Black, Burgundy



**\$\$\$\$**

**YS0203H  
GALAXY**  
Mesh Back & PU seat  
Black



**\$\$\$\$**

**YS0207H  
VEGAS**  
Mesh Back & PU Seat  
Black



**\$\$\$\$**

**YS0207M  
VEGAS**  
Mesh Back & PU Seat  
Black



**\$\$\$\$**

**YS025M  
WALL STREET**  
Mesh Back & Fabric seat  
Black



**\$\$\$\$**  
Optional Headrest  
Available

**YS025L  
WALL STREET**  
Mesh Back & Fabric seat  
Black



**\$\$\$\$**  
Optional Headrest  
Available

**YS026M  
WALL STREET  
HEADREST**  
Mesh  
Black



**\$\$\$\$**

**YS024H  
CENTURION HIGH**  
Leather/PU  
Black



**\$\$\$\$**

**YS024M  
CENTURION MEDIUM**  
Leather/PU  
Black



**\$\$\$\$**

**YS05H  
TITAN HIGH**  
Leather/PU  
Black  
Heavy duty chair  
takes up to 200kg



**\$\$\$\$**

**YS05M  
TITAN MEDIUM**  
Leather/PU  
Black  
Heavy duty chair  
takes up to 200kg



**\$\$\$\$**

**YS20  
STATESMAN**  
Leather/PU  
Black  
Lever for seat tilt,  
lockable in any position



**\$\$\$\$**

**YS04  
NORMANDY**  
Leather/PU  
Black



**\$\$\$\$**



5 YEAR  
WARRANTY  
ON CHAIRS\*

# EXECUTIVE CHAIRS

**YS49**

**ASPEN**

Mesh Back & Fabric seat  
Black, Lime Green, Red,  
Orange, Royal Blue



\$\$\$\$

**YSGT**

**GT CHAIR**

PU  
Black/Grey



\$\$\$\$

**YS201**

**GEORGIA**

PU  
Black  
Chrome base



\$\$\$\$

**YS46PU**

**PRESTON**

PU  
Black



\$\$\$\$

**YS333**

**CAPRI**

PU  
Black, White  
Silver colour base & arms



\$\$\$\$

**YS48**

**ORION**

PU  
Black



\$\$\$\$

**YS03PU**

**COMMANDER**

PU  
Black



\$\$\$\$

**YS37**

**SENATOR**

Leather/PU  
Black, Burgundy



\$\$\$\$

Lever for seat tilt,  
lockable in any position

**YS111H**

**STAR HIGH**

PU - Black



\$\$\$\$

**YS38**

**KINGSTON**

Leather/PU  
Black, Green



\$\$\$\$

Lever for seat tilt,  
lockable in any position

**YS111M**

**STAR MEDIUM**

PU - Black



\$\$\$\$

**YS39**

**PRESIDENT**

Leather/PU  
Black, Brown



\$\$\$\$

Lever for seat tilt,  
lockable in any position

**YS22**

**HOUSTON**

Lever for seat tilt  
Fabric  
Black, Blue



\$\$\$\$

**YS127H**

**MILAN HIGH**

Leather  
Black  
Chrome base



\$\$\$\$

**YSXR8**  
**XR8 CHAIR**

PU  
Black/Red



\$\$\$\$




**YS127M**  
**MILAN MEDIUM**

Leather  
Black  
Chrome base




\$\$\$\$

# EXECUTIVE CHAIRS

<p><b>YS115H</b> <b>COGRA HIGH</b> Leather - Black PU - White, Red Lever for seat tilt,</p>		<p>Leather <b>\$\$\$\$</b> PU <b>\$\$\$\$</b> lockable in any position</p>
<p><b>YS115M</b> <b>COGRA MEDIUM</b> Leather - Black PU - White, Red Lever for seat tilt,</p>		<p>Leather <b>\$\$\$\$</b> PU <b>\$\$\$\$</b> lockable in any position</p>
<p><b>YS115C</b> <b>COGRA CANTILEVER</b> Leather - Black PU - White, Red Chrome armrest &amp; cantilever base.</p>		<p>Leather <b>\$\$\$\$</b> PU <b>\$\$\$\$</b></p>

<p><b>YS125H</b> <b>NORDIC HIGH</b> Leather - Black PU - White, Red Lever for seat tilt,</p>		<p>Leather <b>\$\$\$\$</b> PU <b>\$\$\$\$</b> lockable in any position</p>
<p><b>YS125M</b> <b>NORDIC MEDIUM</b> Leather - Black PU - White, Red Lever for seat tilt,</p>		<p>Leather <b>\$\$\$\$</b> PU <b>\$\$\$\$</b> lockable in any position</p>
<p><b>YS125C</b> <b>NORDIC CANTILEVER</b> Leather - Black PU - White, Red Chrome armrest &amp; cantilever base.</p>		<p>Leather <b>\$\$\$\$</b> PU <b>\$\$\$\$</b></p>

# TASK CHAIRS

<p><b>YS14</b> <b>DENVER</b> Mesh Back &amp; Fabric seat Black, Lime Green, Red, Royal Blue</p>		<p><b>\$\$\$\$</b> Removable Arms</p>
<p><b>YS43A</b> <b>SABINA</b> Fabric Black, Blue Burgundy, Grey</p>		<p><b>\$\$\$\$</b></p>
<p><b>YS43B</b> <b>SABINA WITH ARMS</b> with armrest Fabric. Black, Blue Burgundy, Grey</p>		<p><b>\$\$\$\$</b></p>
<p><b>YS43D</b> <b>SABINA DRAFTING</b> with Drafting Ring Fabric. Black, Blue, Burgundy, Grey</p>		<p><b>\$\$\$\$</b></p>

<p><b>YS34</b> <b>LEO AFRDI</b> Fabric Black, Blue</p>	 	<p><b>\$\$\$\$</b></p>
<p><b>YS21A</b> <b>LINCOLN</b> Fabric Black</p>		<p><b>\$\$\$\$</b></p>
<p><b>YS21B</b> <b>LINCOLN WITH ARMS</b> with armrest Fabric Black</p>		<p><b>\$\$\$\$</b></p>
<p><b>YS21D</b> <b>LINCOLN DRAFTING</b> with Drafting Ring Fabric Black</p>		<p><b>\$\$\$\$</b></p>



# TASK CHAIRS

**YS07**  
**TASK CHAIR**  
Plain Fabric  
Black, Blue



\$\$\$\$

**YS07A**  
**TASK WITH ARMS**  
Plain Fabric  
Black, Blue



\$\$\$\$

**YS07D**  
**TASK DRAFTING**  
with Drafting Ring  
Plain Fabric  
Black, Blue



\$\$\$\$

**YS08**  
**TYPIST CHAIR**  
Plain Fabric  
Black, Blue



\$\$\$\$

**YS08A**  
**TYPIST WITH ARMS**  
Plain Fabric  
Black, Blue



\$\$\$\$

**YS08D**  
**TYPIST DRAFTING**  
with Drafting Ring  
Plain Fabric  
Black, Blue



\$\$\$\$

**YS101A**  
**COMPASS**  
PU  
Black



\$\$\$\$

5 YEAR  
WARRANTY  
ON CHAIRS\*

# RECEPTION SEATING

**YS900-1**  
**TUB CHAIR**  
Black PU



\$\$\$\$

**YS900-2**  
**TWO SEATER**  
Black PU



\$\$\$\$

**YS901**  
**SIENNA LOUNGE**  
one seater  
Black PU



\$\$\$\$

**YS902**  
**SIENNA LOUNGE**  
two seater  
Black PU



\$\$\$\$

**YS903**  
**SIENNA LOUNGE**  
three seater  
Black PU



\$\$\$\$

1 YEAR  
WARRANTY ON  
RECEPTION  
SEATING

YOUR COMPANY NAME & ADDRESS HERE





# VISITORS CHAIRS

**YS09  
BRONTE**  
PU  
Black



**\$\$\$\$**

**YS11A  
STACKING VISITOR**  
with arms  
Fabric  
Black, Blue, Burgundy



**\$\$\$\$**

**YS10B  
CLIENT CHAIR**  
Leather  
Black



with sled base  
Leather seat and back

**\$\$\$\$**

**YS11B  
STACKING VISITOR**  
without arms  
Fabric. Black, Blue,  
Burgundy



**\$\$\$\$**

**YS112  
MONACO**  
with sled base  
PU Black  
4 to a carton



\*No split cartons

**\$\$\$\$**

**YS32  
PLASTIC STACKER**  
Plastic  
Grey



Stacks up to 10  
with 1 year warranty

**\$\$\$\$**

**YS30  
FARRARA**  
PVC, Chrome  
Black, White  
6 to a carton



Stackable  
with 1 year warranty

**\$\$\$\$**

**YS42  
STADIUM**  
Plastic, Chrome  
Black  
Free trolley with every 25.



Stacks up to 37  
with 1 year warranty

**\$\$\$\$**

**YS12  
GAMMA**  
with sled base  
PVC Black  
4 to a carton



\*No split cartons

**\$\$\$\$**

**\$10.00 EXTRA FOR ASSEMBLY.  
\*5 YEAR WARRANTY ON CHAIRS  
EXCEPT 1 YEAR WARRANTY ON  
YS30, YS32, YS42**

# STOOLS

**YS118  
SYDNEY BAR STOOL**  
650mm Height  
PU & Chrome  
Black, White



4 to a carton  
\*No split cartons

**\$\$\$\$**

**YS119D  
UTILITY STOOL**  
With Drafting Ring  
570-720mm Height  
PU Black



**\$\$\$\$**

**YS119  
UTILITY STOOL**  
470-620mm Height  
PU  
Black



**\$\$\$\$**

**YSBS26  
VIBER STOOL**  
Height. 650mm  
Metal: Black, White,  
Silver, Yellow, Blue, Red



4 to a carton  
\*No split cartons

**\$\$\$\$**

**5 YEAR  
WARRANTY  
ON ALL OFFICE  
FURNITURE**

# COMMERCIAL OFFICE FURNITURE

**DKBF18** **BOW FRONT DESK**  
1800W x 1050/900mmD  
25mm top and Ironstone side panels.  
Melamine  
Beech, Cherry, White



**\$\$\$\$**

**DKS104** **CHILDREN'S DESK**  
1000mmW x 400mmD  
Melamine




**\$\$\$\$**  
Blue, Pink  
Mint, White

**DKP21** **P END DESK**  
2100W x 1050mmD  
25mm top and Ironstone side panels.  
Melamine  
Beech, Cherry, White  
Reversible Top



**\$\$\$\$**

**REVERSIBLE RETURN**  
**R66** 600mmW x 600mmD  
**R69** 900mmW x 600mmD  
**R612** 1200mmW x 600mmD  
25mm top and Ironstone side panels. Melamine




**\$\$\$\$**  
**\$\$\$\$**  
**\$\$\$\$**  
Beech, Cherry, White

**DK189** **DESK**  
1800W x 900mmD  
25mm top and Ironstone side panels.  
Melamine  
Beech, Cherry, White



**\$\$\$\$**

**REVERSIBLE RETURN**  
**R756** 600W x 750mmD  
**R759** 900W x 750mmD  
25mm top and Ironstone side panels.  
Melamine  
Beech, Cherry, White



**\$\$\$\$**  
**\$\$\$\$**

**DK1875** **DESK**  
1800W x 750mmD  
25mm top and Ironstone side panels.  
Melamine  
Beech, Cherry, White



**\$\$\$\$**

**R7512** **REVERSIBLE RETURN**  
1200mmW x 750mmD  
25mm top and Ironstone side panels.  
Melamine  
Beech, Cherry, White



**\$\$\$\$**

**DK157** **DESK**  
1500W x 750mmD  
25mm top and Ironstone side panels.  
Melamine  
Beech, Cherry, White



**\$\$\$\$**

**CW69** **CORNER UNIT**  
900 x 900 x 600mmD  
25mm top and Ironstone side panels.  
Melamine  
Beech, Cherry, White



**\$\$\$\$**

**DKS126** **STUDENT DESK**  
1200mmW x 600mmD  
Ironstone side panels  
Melamine  
Beech, Cherry, White



**\$\$\$\$**  
**DRAWERS**  
**\$\$\$\$**

**CW759** **CORNER UNIT**  
900 x 900 x 750mmD  
25mm top and Ironstone side panels.  
Melamine  
Beech, Cherry, White



**\$\$\$\$**



# COMMERCIAL OFFICE FURNITURE

**CW186**

1800 x 1800  
x 600mmD  
25mm top and  
Ironstone side panels.  
Melamine  
Beech, Cherry, White



**CORNER WORKSTATION**

**\$\$\$\$**

**FC2**

2 drawers filing  
All drawers lockable.

Melamine  
Beech, Cherry, White



**FILING CABINET**

**\$\$\$\$**

**CW1875**

1800 x 1800 x  
x 750mmD  
25mm top and  
Ironstone side panels.  
Melamine  
Beech, Cherry, White



**CORNER WORKSTATION**

**\$\$\$\$**

**FC3**

3 drawers filing  
All drawers lockable.

Melamine  
Beech, Cherry, White



**FILING CABINET**

**\$\$\$\$**

**D3**

3 drawers.  
All drawers lockable.  
Easy to fit on corner  
workstation or desks  
Melamine



**DRAWER BOX**

**\$\$\$\$**

Beech, Cherry,  
White & Ironstone

**FC4**

4 drawers filing  
All drawers lockable.

Melamine  
Beech, Cherry, White



**FILING CABINET**

**\$\$\$\$**

**DF**

1 drawer 1 file.  
All drawers lockable.  
Easy to fit on corner  
workstation or desks  
Melamine



**DRAWER BOX**

**\$\$\$\$**

Beech, Cherry,  
White & Ironstone

**LF7856**

780W x 560D  
x 750H mm  
All drawers lockable.  
Melamine  
Beech, Cherry, White



**LATERAL FILE**

**\$\$\$\$**

**MP**

2 drawers  
1 file with castors.  
All drawers lockable.  
Melamine



**MOBILE PEDESTAL**

**\$\$\$\$**

Beech, Cherry,  
White & Ironstone

**CZ12**

1200mmW  
450mmD  
All drawers lockable.  
Melamine  
Beech, Cherry, White



**CREDENZA**

**\$\$\$\$**

**MP4**

4 drawers  
All drawers lockable.  
Melamine  
Beech, Cherry, White



**MOBILE PEDESTAL**

**\$\$\$\$**

**CZ15**

1500mmW  
450mmD  
Melamine  
Beech, Cherry, White



**CREDENZA**

**\$\$\$\$**

**5 YEAR  
WARRANTY  
ON ALL OFFICE  
FURNITURE**

# COMMERCIAL OFFICE FURNITURE

**CZ18**  
1800mmW  
450mmD



**LOGAN CREDENZA**  
\$\$\$\$

Melamine  
Beech, Cherry, White

**HD**  
1800mmH x 450mmD  
x 900mmW



**STATIONERY CUPBOARD**  
\$\$\$\$

Adjustable shelves &  
lockable cupboard  
Melamine

Beech, Cherry, White

**HU18D**  
1800mmW  
300mmD



**HUTCH  
WITH DOORS**  
\$\$\$\$

Melamine  
Beech, Cherry, White

**FD**  
1800mmH x 450mmD  
x 900mmW



**FULL DOOR  
STORAGE UNIT**  
\$\$\$\$

Adjustable shelves &  
lockable cupboard  
Melamine

Beech, Cherry, White


**HUTCH**  
**HU12** 1200mmW  
**HU15** 1500mmW  
**HU18** 1800mmW



\$\$\$\$  
\$\$\$\$  
\$\$\$\$

Melamine. Beech, Cherry, White

**HOB 1545** 1500mmW x 450mmH x 300mmD  
**HOB 1845** 1800mmW x 450mmH x 300mmD



\$\$\$\$  
\$\$\$\$

Melamine  
Beech, Cherry,  
White

**BC09**  
900mmH  
with 2 shelves



**BOOKCASE**  
\$\$\$\$

Melamine  
Beech, Cherry, White

**REST18**  
1090mmH  
1800mmW  
1160mmD



**RECEPTION COUNTER**  
\$\$\$\$

Melamine  
Beech, Cherry, White


**BC12**  
1200mmH  
with 3 shelves



**BOOKCASE**  
\$\$\$\$

Melamine  
Beech, Cherry, White

**MT09** 900mm diameter  
**MT12** 1200mm diameter



\$\$\$\$  
\$\$\$\$

Melamine  
Beech, Cherry, White

**BC18**  
1800mmH  
with 4 shelves



**BOOKCASE**  
\$\$\$\$

Melamine  
Beech, Cherry, White

**CT24**  
2400mm x  
1200mm



**CONFERENCE TABLE**  
\$\$\$\$

Melamine  
Beech, Cherry, White

# METAL DESKING


**YSMDF**  
EXTENDABLE METAL  
DESK FRAME

\$\$\$\$



**YSMDF-R**  
EXTENDABLE METAL  
DESK FRAME WITH  
RETURN

\$\$\$\$



**YSMFT**  
METAL FLIP  
TABLE FRAME

\$\$\$\$



**YSMEP**  
EXTENDABLE  
MODESTY PANEL

\$\$\$\$



**DT1575**  
DESKTOP  
1500 x 750MM

\$\$\$\$

WHITE, BEECH, CHERRY



**DT1875**  
DESKTOP  
1800 x 750MM

\$\$\$\$

WHITE, BEECH, CHERRY



**DT189**  
DESKTOP  
1800 x 900MM

\$\$\$\$

WHITE, BEECH, CHERRY



**YSMB**  
EXTENDABLE  
CABLE BEAM

\$\$\$\$



**YSMMP**  
METAL MOBILE  
PEDESTAL  
SILVER

\$\$\$\$



**YSMMP**  
METAL  
MOBILE  
PEDESTAL  
WHITE

\$\$\$\$



**YSMSL**  
SMALL  
METAL  
LEGS

\$\$\$\$



**YSMLL**  
LARGE  
METAL  
LEGS

\$\$\$\$








# PARTITIONS

CODE	IMAGE	DESCRIPTION	MATERIAL	COLOUR	PRICE Ex GST
<b>T8-1206-F-PB</b>		T8 Partition H1200 x W600mm	60mm Fabric	Navy	<b>\$\$\$\$</b>
<b>T8-1206-F-WB</b>			60mm Fabric/White Board	Navy/White	<b>\$\$\$\$</b>
<b>T8-1206-F-G</b>			Fabric/Glass	Navy/Clear	<b>\$\$\$\$</b>
<b>T8-1207-F-PB</b>		T8 Partition H1200 x W750mm	60mm Fabric	Navy	<b>\$\$\$\$</b>
<b>T8-1207-F-WB</b>			60mm Fabric/White Board	Navy/White	<b>\$\$\$\$</b>
<b>T8-1207-F-G</b>			Fabric/Glass	Navy/Clear	<b>\$\$\$\$</b>
<b>T8-1209-F-PB</b>		T8 Partition H1200 x W900mm	60mm Fabric	Navy	<b>\$\$\$\$</b>
<b>T8-1209-F-WB</b>			60mm Fabric/White Board	Navy/White	<b>\$\$\$\$</b>
<b>T8-1209-F-G</b>			Fabric/Glass	Navy/Clear	<b>\$\$\$\$</b>
<b>T8-1606-F-PB</b>		T8 Partition H1650 x W600mm	60mm Fabric	Navy	<b>\$\$\$\$</b>
<b>T8-1606-F-WB</b>			60mm Fabric/White Board	Navy/White	<b>\$\$\$\$</b>
<b>T8-1606-F-G</b>			Fabric/Glass	Navy/Clear	<b>\$\$\$\$</b>
<b>T8-1607-F-PB</b>		T8 Partition H1650 x W750mm	60mm Fabric	Navy	<b>\$\$\$\$</b>
<b>T8-1607-F-WB</b>			60mm Fabric/White Board	Navy/White	<b>\$\$\$\$</b>
<b>T8-1607-F-G</b>			Fabric/Glass	Navy/Clear	<b>\$\$\$\$</b>
<b>T8-1609-F-PB</b>		T8 Partition H1650 x W900mm	60mm Fabric	Navy	<b>\$\$\$\$</b>
<b>T8-1609-F-WB</b>			60mm Fabric/White Board	Navy/White	<b>\$\$\$\$</b>
<b>T8-1609-F-G</b>			Fabric/Glass	Navy/Clear	<b>\$\$\$\$</b>

YOUR COMPANY NAME & ADDRESS HERE

# PARTITIONS

CODE	IMAGE	DESCRIPTION	MATERIAL	COLOUR	PRICE Ex GST
<b>T8-CP12</b>		H1200mm Connection Post	Aluminium	Silver	<b>\$\$\$</b>
<b>T8-ET12</b>		H1200mm End Trim	Plastic	Black	<b>\$\$\$</b>
<b>T8-WS12</b>		H1200mm Wall Starter	Metal	Silver	<b>\$\$\$</b>
<b>T8-CP16</b>		H1650mm Connection Post	Aluminium	Silver	<b>\$\$\$</b>
<b>T8-ET16</b>		H1650mm End Trim	Plastic	Black	<b>\$\$\$</b>
<b>T8-WS16</b>		H1650mm Wall Starter	Metal	Silver	<b>\$\$\$</b>
<b>T8-CP30</b>		3 Metre Ceiling, Connection post	Aluminium	Silver	<b>\$\$\$</b>
<b>T8-ET04</b>		H450mm End Trim	Plastic	Black	<b>\$\$\$</b>
<b>T8-DT1860</b>		Desk Top 1800 x 600mm x 1800 x 600mm	Melamine	Beech, Cherry, Dark Cherry, White	<b>\$\$\$</b>
<b>T8-DT1875</b>		Desk Top 1800 x 750mm x 1800 x 750mm	Melamine	Beech, Cherry, Dark Cherry, White	<b>\$\$\$</b>

# PARTITIONS

CODE	IMAGE	DESCRIPTION	MATERIAL	COLOUR	PRICE Ex GST
<b>T8-SDB</b>		Small Desk Bracket	Metal	Silver	<b>\$\$\$\$</b>
<b>T8-LDB</b>		Large Desk Bracket	Metal	Silver	<b>\$\$\$\$</b>
<b>T8-SP06</b>		Side Panel	Melamine	Ironstone	<b>\$\$\$\$</b>
<b>T8-SP07</b>		Side Panel	Melamine	Ironstone	<b>\$\$\$\$</b>
<b>T8-CML</b>		Cable Management Leg	Metal	Silver	<b>\$\$\$\$</b>
<b>T8-RL</b>		Round Leg	Metal	Silver	<b>\$\$\$\$</b>
<b>T8-HAR09</b>		Hanging Accessories Rail (tray & holder not included)	Aluminium	Silver	<b>\$\$\$\$</b>
<b>T8-BF</b>		Balance Foot SET	Aluminium	Silver	<b>\$\$\$\$</b>
<b>T8-ABS09</b>		Aluminum bookshelf	Aluminium	Silver	<b>\$\$\$\$</b>
<b>T8-TBS09</b>		Timber Shelf with Brackets	Melamine	Beech, Cherry, Dark Cherry	<b>\$\$\$\$</b>



# PARTITIONS

CODE	IMAGE	DESCRIPTION	MATERIAL	COLOUR	PRICE Ex GST
T8-PT		Metal Paper Tray	Metal	Silver	\$\$\$\$
T8-PH		Pencil Holder	Metal	Silver	\$\$\$\$
T8-CPU		CPU Holder	Aluminium	Silver	\$\$\$\$

# ACCESSORIES

**5 STAR PLASTIC BASE**     **\$\$\$\$**



**GLIDE**     **\$\$\$\$**



**GAS LIFT**     **\$\$\$\$**



**5 STAR CHROME BASE**     **\$\$\$\$**



**DRAFTING RING**     **\$\$\$\$**



**CHROME GAS LIFT**     **\$\$\$\$**



**CASTORS**     **\$\$\$\$**



**ADJUSTABLE ARM**     **\$\$\$\$**



**T8 SHELF** 300D. x 893W     **\$\$\$\$**

**BC SHELF** 285D x 845W.     **\$\$\$\$**



Beech, Cherry and White



YOUR COMPANY NAME & ADDRESS HERE