

THERAPOD™ RANGE



2013 THERAPOD™ SEATING

TSS Group are the exclusive manufacturer of the Therapod™ range in Australia.

Therapod™ chairs hold all major accreditations including AFID, GECA, TGA and COCA.

The Therapod™ is the most adjustable chair in the world making it ideal for users seeking to prevent back injury from occurring due to poor posture, as well as being ideal for use by sufferers of existing back pain.





**DYNAMIC FLEXIBLE
THERAPOD™ SHELL**
The Therapod
back 'shell' has
been profiled to
follow the back
shape of the user,
cradling them in a
protective manner.

THORASIC AREA
The uppermost
strap provides
support to the
thoracic region.

LUMBAR AREA
The central straps
give optimized
lumbar support

SACRUM AREA
The lower
strap supports
the sacrum.

COCCYX AREA

































DESIGNED BY
PHYSIOTHERAPIST



FULLY ADJUSTABLE TO
CONTOUR TO YOUR BACK



THERAPOD™
RANGE

NAME	DIAGRAM	USAGE	WEIGHT RATING	WARRANTY STD USE	WARRANTY 24/7 USE	AFRDI	THERAPOD™ SYSTEM	GST FREE
Linear Therapod™		Healthy Workplace Seating	110kg	5	5			
Contemporary Therapod™ (Synchron)		Healthy Workplace Seating	130kg	5	5			
Contemporary Therapod™ (Ergo)		Healthy Workplace Seating	130kg	10	5			
Classic Therapod™ High		Healthy Workplace Seating	130kg	10	5			
Classic Therapod™ Std		Healthy Workplace Seating	130kg	10	5			
Task Therapod™		Healthy Workplace Seating	130kg	10	5			
24/7 Contemporary Therapod™		Healthy Workplace Seating	200kg	5	3			
Element Therapod™		Healthy Workplace Seating	100kg	5	2			
Control Therapod™		Healthy Workplace Seating	220kg	5	5			

LINEAR THERAPOD™



Therapod™ Posture
Support System

Adjustable T Style Arms With
Polished Brackets

Lotus Seat with VTFQ Overlay

Donati Synchron With Side
Activated Tension

5 Star Polished Base

CONTEMPORARY THERAPOD™ PRO SYNCHRON MECH



Polycarbonate Reinforced Therapod™
Posture Support System



Reinforced Arm Brackets

XL VTEQ Seat

Integrated Seat Slide

Side Activated Tension Control

6 Star Base

A) Wide Range of Options

CONTEMPORARY THERAPOD™ ERGO MECH



therapod™

Polycarbonate Reinforced Therapod™
Posture Support System

Reinforced Arm Brackets

XL VTEQ Seat

3 Lever Ergo Mechanism

6 Star Base

A) Wide Range of Options

CLASSIC THERAPOD™ SYNCHRO HIGH BACK



Polycarbonate Reinforced Therapod™
Posture Support System

Reinforced Arm Brackets

VTFQ Seat

Integrated Seat Slide

Side Activated Tension Control

6 Star Base

A) OPTIONAL: Standard Back Height
B) Wide Range of Options & Mechanisms



CLASSIC THERAPOD™ ERGO STANDARD BACK



Polycarbonate Reinforced Therapod™
Posture Support System

Reinforced Arm Brackets

VLEQ Seat

3 Lever Ergo Mechanism

6 Star Base

A) OPTIONAL: High Back
B) Wide Range of Options & Mechanisms

TASK THERAPOD™



Polycarbonate Reinforced Therapod™
Posture Support System

High Resilient Moulded Foam

3 Lever Ergo Mechanism

5 Star Base

A) Wide Range of Options



24/7 CONTEMPORARY THERAPOD™



Polycarbonate Reinforced Therapod™
Posture Support System

Reinforced Arm Brackets

Heavy Duty Seat Foam

25mm Reinforced Timber Ply

3 Lever Heavy Duty Ergo Mechanism

2 Stage Gas Spring

Reinforced Cast Base

Heavy Duty Castors

A) OPTIONAL: Heavy/Duty,
Deep-Wide Seat,
Headrest Available

CONTROL THERAPOD™



Extra High Back

Moulded (Wide Overlay)

Polycarbonate Reinforced

Double Steel Back Upright

Pre-Tensioned Lumber Support

One Piece Aluminium Arms

Steel Reinforced Seat

2 Stage Gas Spring

Heavy Duty Aluminium Base

ELEMENT THERAPOD™



Polycarbonate Reinforced Therapod™
Posture Support System

BOXED VERSION OF OUR
THERAPOD™
CLASSIC CHAIR

THERAPOD™ CHAIR
RANGE OPTIONS

	STANDARD MECHANISM	SIX-STAR BASE	POLISHED BASE	SEAT SLIDE	PRESSURE LOCK CASTORS	PRESSURE RELEASE CASTORS	MULTI-FUNCTION ARMS	DRAFTING KIT	ADJUSTABLE HEAD REST	FOAM NECK SUPPORT	HEAVY DUTY 3 LEVER ERGO MECH
LINEAR (POLISHED)	DONAT SYNCHRO	N/A	STD	OPT	OPT	OPT	OPT	N/A	N/A	N/A	N/A
LINEAR (BLACK)	DONAT SYNCHRO	STD	N/A	OPT	OPT	OPT	OPT	N/A	N/A	N/A	N/A
LINEAR (ERGO)	5 LEVER ERGO - STD	STD	N/A	OPT	OPT	OPT	OPT	N/A	N/A	N/A	OPT
CONTEMPORARY TPOD (SYNCHRO)	PRO-SYNCHRO	STD	OPT	OPT	OPT	OPT	OPT	N/A	OPT	N/A	N/A
CONTEMPORARY TPOD (ERGO)	3 LEVER ERGO - STD	STD	OPT	OPT	OPT	OPT	OPT	N/A	OPT	N/A	OPT
CLASSIC TPOD STD (ERGO)	5 LEVER ERGO - STD	STD	OPT	OPT	OPT	OPT	OPT	OPT	N/A	OPT	OPT
CLASSIC TPOD HIGH (ERGO)	3 LEVER ERGO - STD	STD	OPT	OPT	OPT	OPT	OPT	N/A	N/A	OPT	OPT
CLASSIC TPOD STD (SYNCHRO)	PRO-SYNCHRO	STD	OPT	OPT	OPT	OPT	OPT	N/A	N/A	OPT	N/A
CLASSIC TPOD HIGH (SYNCHRO)	PRO-SYNCHRO	STD	OPT	OPT	OPT	OPT	OPT	N/A	N/A	OPT	N/A
TASK TPOD	3 LEVER ERGO - STD	STD	OPT	OPT	OPT	OPT	OPT	OPT	N/A	N/A	OPT
24/7 HD CONTEMPORARY	3 LEVER ERGO - HEAVY	N/A	STD	N/A	N/A	N/A	N/A	N/A	OPT	N/A	STD
CONTROL THERAPOD™	4 LEVER ERGO - HEAVY	N/A	STD	N/A	N/A	N/A	N/A	N/A	N/A	N/A	STD
EFFICIENT TPOD	3 LEVER ERGO - LIGHT	N/A	N/A	N/A	N/A	N/A	N/A	N/A	N/A	N/A	N/A

	DEEP-WIDE SEAT	DEEP-WIDE SEAT WITH VTEQ OVERLAY	HEAVY-DUTY DUAL DENSITY SEAT	HEAVY-DUTY DEEP WIDE SEAT	COMFORT PLUS SEAT (LARGE)	COMFORT PLUS SEAT (SMALL)	EXTRA-LONG SEAT	LOTUS SEAT	BODYFORM SEAT	BODYFORM VTEQ SEAT	CLASSIC SEAT	CLASSIC VTEQ SEAT	CONTOUR MOUNDED XL
LINEAR (POLISHED)	N/A	N/A	N/A	N/A	N/A	N/A	N/A	STD	N/A	N/A	N/A	N/A	N/A
LINEAR (BLACK)	N/A	N/A	N/A	N/A	N/A	N/A	N/A	STD	N/A	N/A	N/A	N/A	N/A
LINEAR (ERGO)	N/A	N/A	N/A	N/A	N/A	N/A	N/A	STD	N/A	N/A	N/A	N/A	N/A
CONTEMPORARY TPOD (SYNCHRO)	OPT	OPT	N/A	N/A	OPT	N/A	OPT	N/A	OPT	STD	N/A	N/A	N/A
CONTEMPORARY TPOD (ERGO)	OPT	OPT	N/A	N/A	OPT	N/A	OPT	N/A	OPT	STD	N/A	N/A	N/A
CLASSIC TPOD STD (ERGO)	N/A	N/A	N/A	N/A	N/A	OPT	OPT	N/A	OPT	OPT	STD	OPT	N/A
CLASSIC TPOD HIGH (ERGO)	N/A	N/A	N/A	N/A	N/A	OPT	OPT	N/A	OPT	OPT	STD	OPT	N/A
CLASSIC TPOD STD (SYNCHRO)	N/A	N/A	N/A	N/A	N/A	OPT	OPT	N/A	OPT	OPT	N/A	STD	N/A
CLASSIC TPOD HIGH (SYNCHRO)	N/A	N/A	N/A	N/A	N/A	OPT	OPT	N/A	OPT	OPT	N/A	STD	N/A
TASK TPOD	N/A	N/A	N/A	N/A	N/A	OPT	OPT	N/A	OPT	OPT	STD	OPT	N/A
24/7 HD CONTEMPORARY	N/A	N/A	STD	OPT	N/A	N/A	N/A	N/A	N/A	N/A	N/A	N/A	N/A
CONTROL THERAPOD™	N/A	N/A	N/A	N/A	N/A	N/A	N/A	N/A	N/A	N/A	N/A	N/A	STD
EFFICIENT TPOD	N/A	N/A	N/A	N/A	N/A	N/A	N/A	N/A	N/A	N/A	STD	N/A	N/A



TO FIND YOUR NEAREST
DISTRIBUTOR PLEASE CONTACT US:

The TSS Group of Companies Pty Ltd
ABN 58 761 497 421

4 Guilfoyle Avenue,
Coburg North, Vic 3058

Ph: +613 9353 0500
Fax: +613 9353 0599

www.tssgroup.net.au