

# AXIS HEIGHT ADJUST

Multiple users. Multiple shifts. Activity based workspaces. All these factors contribute to the necessity of individual workstations that are height adjustable.



# AXIS HEIGHT ADJUST



*Axis Highrise Desking with Axis Mobile & Axis Screen System Desking with Studio Screens & integrated power/data duct, upholstered in Breathe Tomato Red. Shown with Flight chairs & AXIS Caddy storage.*

## STANDARD FEATURES

- Flat foot winder handle adjustable frames with flush ground weld finish
- Worksurfaces are Studio White melamine on E1 grade substrate with matching ABS edge
- Arctic White powdercoat to all steel components
- Axis Height Adjustable can be used with STUDIO50 or standard Axis screens



Straightline Desk



Straightline Two Sided



Straightline Desk



Straightline Two Sided

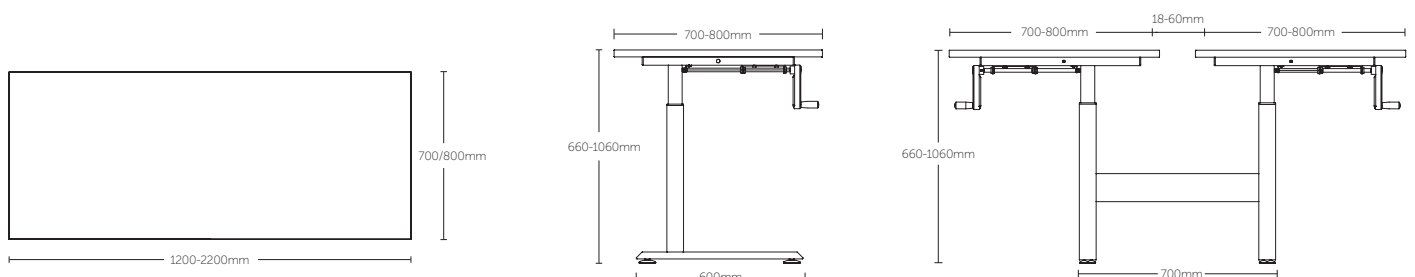
## STANDARD WORKTOP SIZES

1200w x 750d mm

1500w x 750d mm

1800w x 750d mm

## AXIS HEIGHT ADJUST SIZE GUIDE



# AXIS 90° HEIGHT ADJUST



*Axis 90° Highrise Desking with  
STUDIO50 Screen System  
upholstered in Breathe Lime Green*

## STANDARD FEATURES

- Flat foot winder handle adjustable frames with flush ground weld finish
- Worksurfaces are Studio White melamine on E1 grade substrate with matching ABS edge
- Arctic White powdercoat to all steel components
- Axis Height Adjustable can be used with STUDIO50 or standard Axis screens



90 Degree Workstation



90 Degree Workstation  
4 Pod with Screen  
(\* 90 Degree Share Frame)



90 Degree Workstation

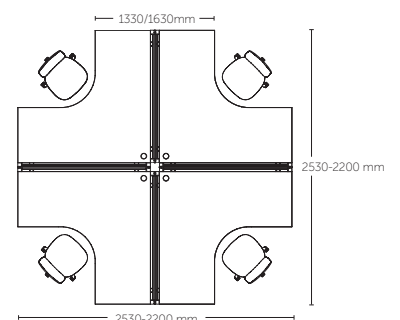
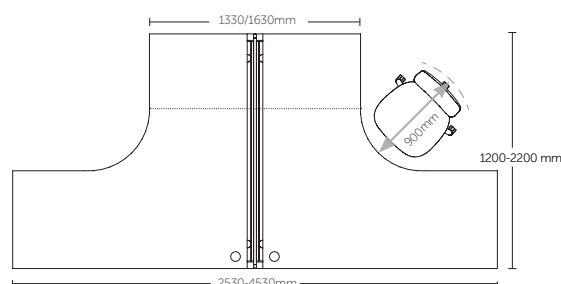
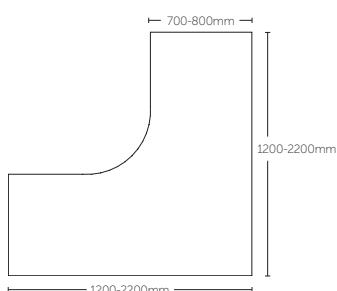


90 Degree Workstation  
4 Pod with Screen

## STANDARD WORKTOP SIZES

1800w x 1800w x 750d mm

## AXIS 90° HA SYSTEM SIZE GUIDE



# AXIS 120° HEIGHT ADJUST



Axis 120° Highrise Desking with  
STUDIO50 Screen System upholstered  
in Orange and Black Breathe

## STANDARD FEATURES

- Flat foot winder handle adjustable frames with flush ground weld finish
- Worksurfaces are Studio White melamine on E1 grade substrate with matching ABS edge
- Arctic White powdercoat to all steel components
- Axis Height Adjustable can be used with STUDIO50 or standard Axis screens



120 Degree Workstation



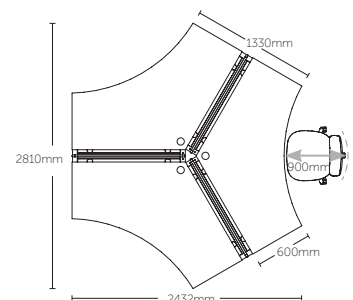
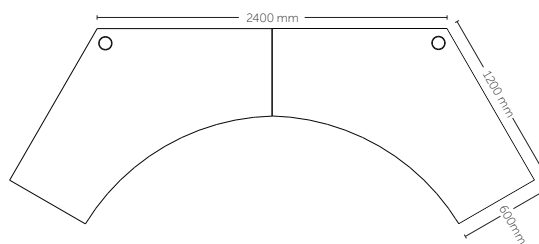
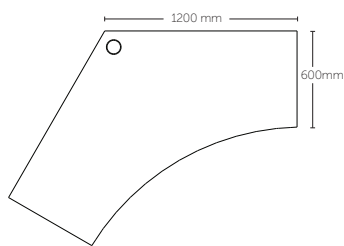
120 Degree Workstation  
3 Pod with Screen

## STANDARD WORKTOP SIZES

1200w x 1200w x 600d mm

1200w x 1200w x 750d mm

## AXIS 120° HA SYSTEM SIZE GUIDE



170 Burwood Road  
Hawthorn Vic 3122  
T: (03) 9818 8866, F: (03) 9818 8113  
[www.abbottsfurniture.com.au](http://www.abbottsfurniture.com.au)

**ABBOTTS**



ANVIL



AXIS



AXIS HEIGHT  
ADJUST



AERO



STORAGE  
& RECEPTION



MODULUS



MODULUS  
FLIP



UNI FLIP



SCREENS &  
ACCESSORIES